



# Discovery Education™ streaming: Inspiration™ Software




**Inspiration™ Software** is recognized as the leader in visual thinking and learning.

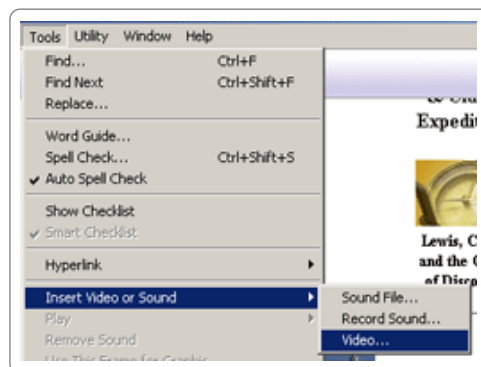
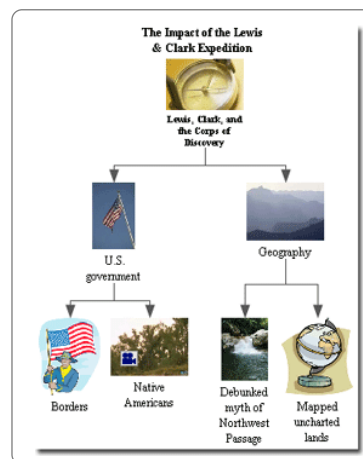
Inspiration Software, Inc. develops and publishes innovative software tools that inspire learners of all ages to brainstorm, organize, plan and create. With more than 15 million users worldwide, the company's award-winning software is revolutionizing visual learning in education – inspiring students to develop strong thinking and organizational skills and improve their academic performance.

## In The Classroom

Use graphic organizers for brainstorming activities to build comprehension, enhance student thinking and improve organizational skills. Create content webs and add images and videos to build a classroom resource for students to use as a reference.

## Create a Classroom Resource – The Impact of the Lewis & Clark Expedition

- Step 1 Open Inspiration software, brainstorm activity with students creating brainstorming web.
- Step 2 Select File, New, **Outline** to begin your brainstorming session.
- Step 3 **Rename** your “Main Idea” icon by double clicking in the icon and typing ‘Lewis & Clark’. The icon can be changed by selecting one from the Symbols library.
- Step 4 Click on the ‘Rapid Fire’  option to type in student brainstorming responses and create your web.
- Step 5 Logon to <http://streaming.discoveryeducation.com> and search for videos that correspond to your content. Download selected video clips to your local computer. Be sure that you are downloading **QuickTime** (.mov) movie segments. For instructions on changing your setting, consult your Quick Start Card.
- Step 6 To insert a video clip, first select the symbol for the video by single-clicking on it. On the menu bar, select “Tools,” then select “Insert video or sound,” then “video.”
- Step 7 Browse your computer to locate the video you want to insert. Single Click on the title, then select “Open.” A link to the video will be created and the movie icon will be displayed. Double click on the video to view.



For additional Inspiration ideas, go to the Professional Development > Project Demonstrations section of <http://streaming.discoveryeducation.com>